

RESEARCH ARTICLE

OPEN ACCESS

Performance Study of BCH Error Correcting Codes Using the Bit Error Rate Term BER

Elghayyaty Mohamed¹, Hadjoudja Abdelkader², Omar Mouhib²,
El Habi El IdrissiAnas², mahjoub chakir¹

¹(Laboratory of the sciences of the engineer and modeling. Faculty of Sciences, University Ibn Tofail Kenitra, Morocco)

²(Laboratory of Electrical Engineering and Energy System. Faculty of Sciences, University Ibn Tofail Kenitra, Morocco)

ABSTRACT

The quality of a digital transmission is mainly dependent on the amount of errors introduced into the transmission channel. The codes BCH (Bose-Chaudhuri-Hocquenghem) are widely used in communication systems and storage systems. In this paper a Performance study of BCH error correcting codes is proposed. This paper presents a comparative study of performance between the Bose-Chaudhuri-Hocquenghem codes BCH (15, 7, 2) and BCH (255, 231, 3) using the bit error rate term (BER). The channel and the modulation type are respectively AWGN and PSK where the order of modulation is equal to 2. First, we generated and simulated the error correcting codes BCH (15, 7, 2) and BCH (255, 231, 3) using Math lab simulator. Second, we compare the two codes using the bit error rate term (BER), finally we conclude the coding gain for a BER = 10⁻⁴.

Keywords: Bose-Chaudhuri-Hocquenghem codes, Math lab simulator, bit error rate, AWGN channel, Performance

I. INTRODUCTION

Communication technologies are widely used these days. Due to the growing percentage of people using these technologies, methods are needed to increase the transmission rate without reducing the quality [1]. Many digital signaling applications in broadcasting use Forward Error Correction, a technique in which redundant information is added to the signal to allow the receiver to detect and correct errors that may have occurred in transmission. There are different types of error correcting codes based on the type of error expected, expected error rate of the communication medium, and whether re-transmission is possible or not. Few of them are BCH, Turbo, Reed Solomon, Hamming and LDPC. These codes differ from each other in their implementation and complexity [2]. In 1960s Bose, Ray-Chaudhuri, Hocquenghem, independently invented BCH codes. They are a powerful class of cyclic codes with multiple errors correcting capability and well defined mathematical properties. The Galois Field or Finite Field Theory defines the mathematical properties of BCH codes [3]. The aim of this work is to make a Comparative Performance Analysis of Bose-Chaudhuri-Hocquenghem codes BCH (15, 7, 2) and BCH (255, 231, 3) using the bit error rate term (BER) and signal energy -to- noise power density ratio (E_b / N_0). The rest of the paper is organized as follows. Section II describes the BCH encoder and illustrates the decoding process. Section III presents a comparison study of

performances between BCH (15, 7, 2) and BCH (255, 231, 3) using the bit error rate (BER). Finally, the concluding remarks are given in Section IV.

II. BACKGROUND AND RELATED WORK

2.1. BCH encoder

BCH (Bose – Chaudhuri - Hocquenghem) Codes form a large class of multiple random error-correcting codes. BCH Code is a generalized form of Hamming Code. The possible BCH codes for $m \geq 3$ and $t < 2^{m-1} - 1$ are:

- ✓ Block length: $n = 2^m - 1$
- ✓ Parity check bits: $n - k \leq mt$
- ✓ Minimum distance: $d \geq 2t + 1$

Achieving the BCH codes is as follows:

1. Build the body of the Galois GF (qm)

Error correcting codes operate over a large extent on powerful algebraic structures called finite fields. A finite field is often known as Galois field after Pierre Galois, the French mathematician. A field is one in which addition, subtraction, multiplication and division can be performed on the field elements and thereby obtaining another element within the set itself. A finite field always contains a finite number of elements and it must be a prime power, say $q = p^r$, where p is prime. There exists a field of order q for each prime power $q = p^r$ and it is

unique. In Galois field $GF(q)$, the elements can take this q different values.

We are exploiting the following properties of a finite field:

- Addition and multiplication operations are defined.
 - The result of addition or multiplication of two elements is always an element in the field.
 - Zero is an element in the field, such that $a + 0 = a$ for any element a in the field.
 - Unity is an element in the field, such that $a \cdot 1 = a$ for any element a in the field.
- Determine a primitive polynomial using the n th root α in the Galois field $GF(qm)$
 - Choose $2t = \gamma - 1$ α consecutive power.
 - Build generator polynomial $g(x)$ as the least common multiple LCM of minimal polynomials associated with the power to choose α .

2.2. BCH decoder

Three main steps for BCH decoding are represented as follows [4]:

- Step1: Computation of syndromes.
- Step2: Berlekamp-Massey algorithm.
- Step3: Detection of error position using Chien Search Block.

a. Syndrome Block

The BCH code is characterized as (n, k, t) , where n is the code length, k is the data length, and t is the error correction capability. The n -bit code word $(r_0, r_1, \dots, r_{n-1})$ can be interpreted as a received polynomial [5], $R(x) = r_0 + r_1x^1 + r_2x^2 + \dots + r_{n-1}x^{(n-1)}$. In Syndrome Calculation, $2t$ syndromes are computed using the following equation:

$$S_i = R(\alpha^i) = \sum_{j=0}^{n-1} r_j \alpha^{ij} = r_0 + r_1 \alpha^i + r_2 \alpha^{2i} + \dots + r_{n-1} \alpha^{i(n-1)}$$

The syndrome calculator block provides two results. The first result is whether the received code word is correct. The second result provides the syndrome polynomial which will be used to correct the code word if the code word is erroneous. The most common algorithm to perform the syndrome calculation needs $2t$ basic cells as defined in Fig.1. Where $1 \leq i \leq 2t$. For each Syndrome S_i , where $1 \leq i \leq 2t$, n iterations or computations are needed to compute the Syndrome Polynomial. All the syndrome coefficients will be equal to 0 if the received code word is correct with at least one coefficient different from 0 if the code word is not correct [6].

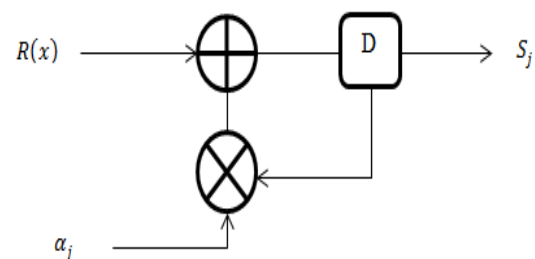


Figure.1. Basic syndrome calculator cell

b. Berlekamp-Massey algorithm

Berlekamp-Massey algorithm consists of a series of steps based on improving an approximation to the error locator polynomial $\Lambda(x)$ using a correction polynomial $C(x)$ and the Syndrome values S_i as inputs where: $1 \leq i \leq 2t$. It also requires a step parameter K and a parameter L which tracks the order of the equation.

c. Chien Search Block

This algorithm can detect the error position by calculating $\Lambda(\alpha^{-i})$ where $0 \leq i \leq n-1$, such as $\Lambda(x)$ is the error locator polynomial, calculated with the Euclidean algorithm defined in Fig.2. For the case of RS (n, k) we must calculate: $\Lambda(\alpha^{-(n-1)}), \Lambda(\alpha^{-(n-2)}), \dots, \Lambda(\alpha^{-1}), \Lambda(\alpha^0)$

If the expression reduces to 0, $\Lambda(\alpha^{-i}) = 0$, then that value of x is a root and identifies the error position, else the position does not contain an error [7].

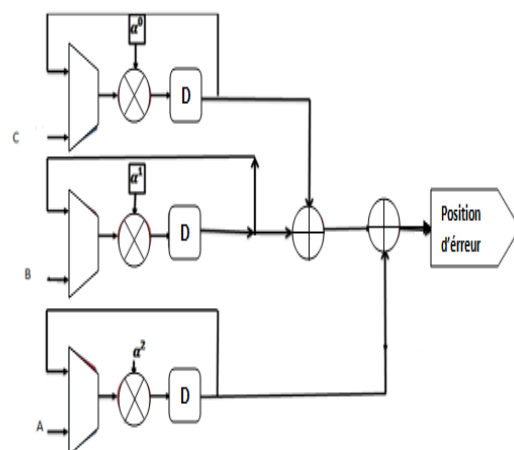


Figure.2. Scheme of Chien Search Block

III. PERFORMANCE STUDY OF BCH CODES

To analyze the performance using the bit error rate term (BER) as shown in figure 3, two codes are presented; BCH $(15, 7, 2)$ and BCH $(255, 231, 3)$. The channel and the modulation type are respectively AWGN and PSK where the order of modulation is equal to 2.

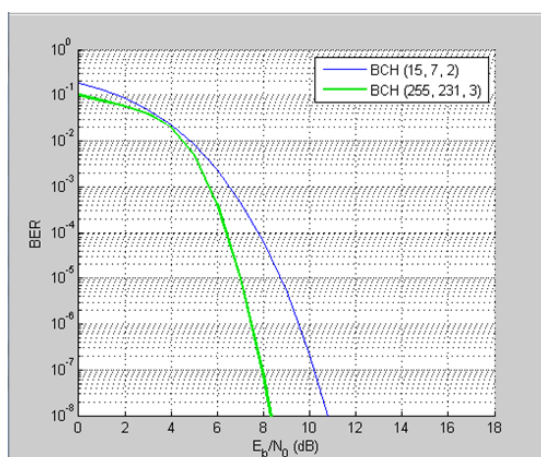


Fig.3. performance of BCH (15, 7, 2) and BCH (255, 231, 3) codes using the bit error rate term (BER)

The figure 3 shows the performance of two codes: BCH (15, 7, 2) and BCH (255, 231, 3). One of length 15, and the other of length 255, it is observed that the coding gain is 1, 4 dB for a BER = 10^{-4} when the length of the code word changes from 15 to 255. However, when the code word length increases, the complexity of calculating and implementation increases too.

IV. CONCLUSION

In this paper, we have presented a background and related work of the Bose-Chaudhuri-Hocquenghem encoder and decoder. This work is based on a simple comparison of codes BCH (15, 7, 2) and BCH (255, 231, 3). This study addressed the performance of BCH codes using the bit error rate term (BER) and the noise power density ratio of the signal energy (E_b / N_0).

REFERENCES

- [1]. P. Shrivastava, UP. Singh, Error Detection and Correction Using Reed-Solomon Codes, *International Journal of Advanced Research in Computer Science and Software Engineering*, 3(8), 2013, 965–969.
- [2]. BBC Research and Development, Reed-Solomon error correction, British Broadcasting Corporation, 2002.
- [3]. Priya Mathew, Lismi Augustine, Sabarinath G and Tomson Devis, “Hardware implementation of BCH (63, 51) encoder and decoder for WBAN using LFSR and BMA”.
- [4]. El habti El idrissi Anas , ElgouriRachid , Ahmed Lichioui and HlouLaamari, “Performance study and synthesis of new Error Correcting Codes RS, BCH and LDPC Using the Bit Error

Rate (BER) and Field-Programmable Gate Array FPGA”, *International Journal of Computer Science and Network Security*, 2016.

- [5]. Y. Lee, H. YooAnd Ic. Park, Small-Area Parallel Syndrome Calculation For Strong Bch Decoding, *IeeeXplore*, 2014, 1609-1612.
- [6]. El Habti El Idrissi Anas1, El Gouri Rachid1, 2, Ahmed Lichioui3, Hlou Laamari1, “Conception of a new Syndrome Block for BCH codes with hardware Implementation on FPGA Card”, *Int. Journal of Engineering Research and Applications*, 2014.
- [7]. El Habti El Idrissi Anas1, El Gouri Rachid1, 2, Hlou Laamari1, “FPGA Implementation of A New Chien Search Block for Reed-Solomon Codes RS (255, 239) Used In Digital Video Broadcasting DVB-T”, *Int. Journal of Engineering Research and Applications*, 2014.