

## Harmonic Mitigation Using Hybrid Filters

Manish Kurwale<sup>1</sup>, P.D.Debre<sup>2</sup>, Xma.Pote<sup>3</sup>

<sup>1,2</sup>*Department of Electrical Engineering, Rajiv Gandhi College of Engineering and Research, Nagpur, India*  
Email: [mkurwale@gmail.com](mailto:mkurwale@gmail.com), [pdebre@gmail.com](mailto:pdebre@gmail.com)

<sup>3</sup>*Department of Electrical Engineering, Yashvantrao Chavhan College of Engineering, Nagpur, India*  
Email: [potexma@gmail.com](mailto:potexma@gmail.com)

### ABSTRACT

This project deals with the power quality issues in distribution system caused by harmonics produced due to unbalanced and non linear loads. In recent years the use of non linear load is tremendously increasing which result in production of harmonics in the power system. The harmonics causes adverse effect on end user equipment which results in maloperation of equipment. Therefore it becomes necessary to provide easy and economical system to improve the power quality of the supply. So for eliminating the harmonics, hybrid filters are used. A hybrid filter is combination of series active filter and shunt passive filter. A series active is a power electronics based flexible AC transmission based device which is nothing but a voltage source inverter injecting the voltage in the line and is used to improve the filtering characteristics of the passive filter. In literature, various methods have already been suggested for harmonic mitigation. The study is carried out by three phase dynamic simulation of distribution system component model. The simulation has been carried out using MATLAB which shows the satisfactory performance of the hybrid filter to improve the system dynamics.

**Keywords** - Harmonics, Series Active Filter, Shunt Passive Filter, Non Linear Loads, Power Quality.

### I. INTRODUCTION

The modern world is dealing with problem of power quality deterioration. Power quality is an issue that is becoming increasingly important to electricity consumers at all levels. The characteristics of power quality enable the power supply to work properly. Power quality refers to maintain a near sinusoidal power distribution bus voltage at rated magnitude and frequency. Voltage magnitude, waveform and frequency are the major factors that dictate the quality of a power supply. Use of extensive non linear power electronic loads is one of the major reasons for producing the harmonic in the power system which deteriorates the quality of power supply. Main sources of harmonics in power system are the non linear power electronic equipment such as drives, rectifiers, inverters or loads with switch mode power supply such as television sets, computers, fluorescent and energy saving lamps. Some detrimental effects of harmonics are – maloperation of controlled devices, additional losses in transformers, capacitors and rotating machines, additional noise from motors and other apparatus, telephone interferences and causing parallel and series resonance frequencies. Therefore, it becomes necessary to use the harmonic eliminating devices to maintain the quality of power supply at the consumer end. The harmonic reducing methods are passive filter, active filter and hybrid filters. In this project

we are using the combined topology of shunt passive and series active filter called as hybrid filter. The advantage of using series active filter is it improves the filtering characteristics of shunt passive filter and the shunt passive filter reduces the cost of series active filter. Thus the entire system becomes more economical. It has been found that hybrid filter works effectively and removes all the harmonics generated by unbalanced and non linear loads.

### II. GENERAL DESCRIPTION OF THE SYSTEM

In this project we mitigate the harmonics which are produced due to power electronic switching devices. For mitigating the harmonics we mainly used the series active filter in support with the shunt passive filter called the hybrid filter. Filtering characteristics of power system mainly depends on the source impedance by inserting the series active filter (SAF) in line with power system act as variable active impedance by varying these in appropriate manner filtering characteristics can be improved. Series active filter is basically a dynamic voltage regulator which injects the voltage dynamically in the line to balance the voltages at source and load sides. The series active filter is operated in such a fashion that it does not supply or absorb any average real power in the steady state. The SAF consists of a

voltage source inverter (VSI) to realize filter. The output of the VSI is connected in series with the distribution feeder through a series transformer. This device employs IGBT/diode that are operated in pulse width modulation (PWM) fashion. The VSI can regulate the load voltage at given magnitude and also phase angle. This can be established through real power exchange between the dc source and the ac system through the inverter. In this project we are using the modular multilevel converter to improve the performance of series active filter. By using the shunt passive filter in addition with series active filter reduces the cost to considerable level so that system becomes economical. The circuits of Fig. 1 and Fig. 2 show the block diagram and the proposed system respectively.

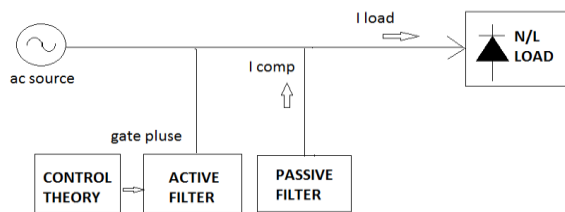


Fig. 1 Block diagram

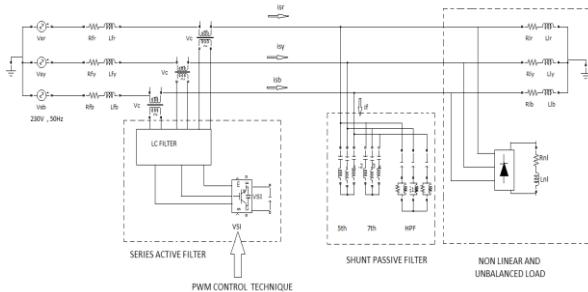


Fig. 2 Proposed systems

The main components of the proposed system are the shunt passive filter, the series active filter, the current transformers (CT's), pulse width modulation (PWM) control circuit. The shunt passive filter, connected in parallel with the load, is tuned to eliminate the fifth and seventh harmonics and presents a low-impedance path for the other load current harmonics. It also helps to partially correct the power factor by compensating the reactive power. The series active filter, working as a sinusoidal current source in phase with the line voltage supply, keeps "unity power factor," and presents very high impedance for current harmonics. The CT's allow for the isolation of the series filter from the mains and the matching of the voltage and current rating of the filter with that of the power system.

### III. SHUNT PASSIVE FILTER

Shunt passive filters consists of resistors, inductors and capacitors. They are not expensive and are often used to restrict the harmonic currents from entering the power system thereby minimizing the effect of harmonics due to nonlinear loads. Also, the passive filters are kept close to the source of harmonic generation i.e. the nonlinear loads. Doing so, the passive filters produce better results in reducing the harmonic effect. Fig. 3 shows a three phase representation of distribution system with the nonlinear load and shunt passive filter.

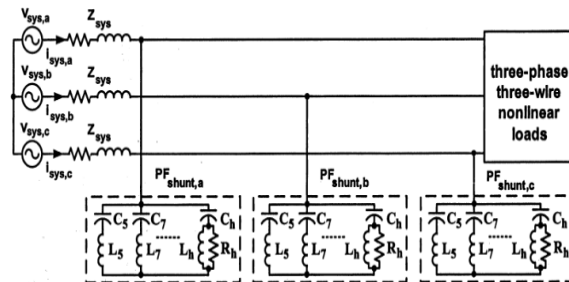


Fig. 3 Three phase shunt passive filter

### SERIES ACTIVE FILTER

A series active filter constitutes a modular multilevel converter with an LC passive output filter. To compensate some of the voltage disturbances, namely sags, the series active power filter injects active power. The bridge works as a voltage controlled, three level voltage source inverter. Although the series active filter control theory is applied to a three phase system, each of the MMC works independently. In other point of view the proposed topology can be understood as three single phase series active power filters. Hence the Fig. 3 represents a single phase series active filter.

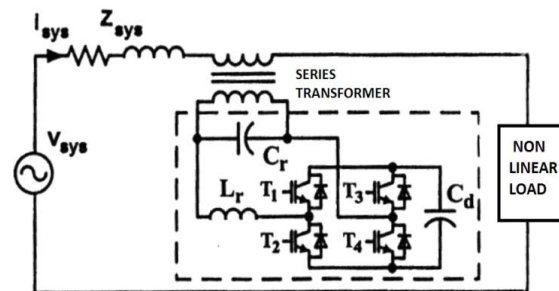


Fig. 4 Single Phase Series Active Filter

### VOLTAGE SOURCE INVETER

A VSI is a power electronic system consisting of a storage device and switching devices, which can generate a sinusoidal voltage at any required frequency, magnitude and phase angle. The

VSI is used to temporarily replace the supply voltage or to generate the part of the supply voltage which is missing. Numerous circuit topologies are available for the VSI. A widely used method is the two level or multilevel three phase converters which shares a dc capacitor between all phases. The purpose of this capacitor is mainly to absorb harmonic ripple. Hence Fig. 5 represents a Modular Multilevel Converter (MMC).

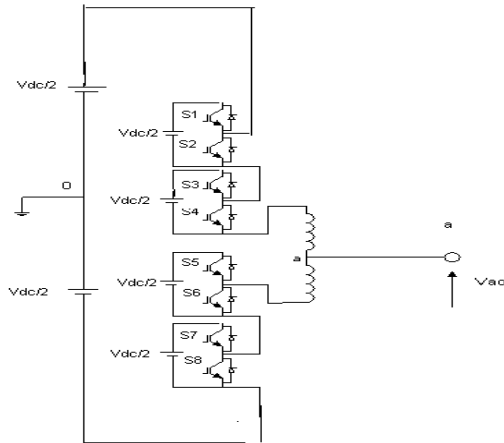


Fig. 5 Three level Modular Multilevel converter

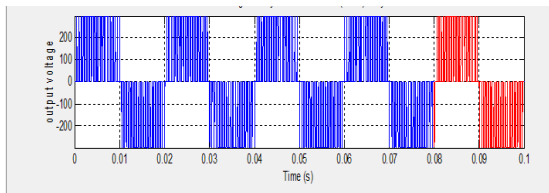


Fig. 6 Output voltage of three levels MMC

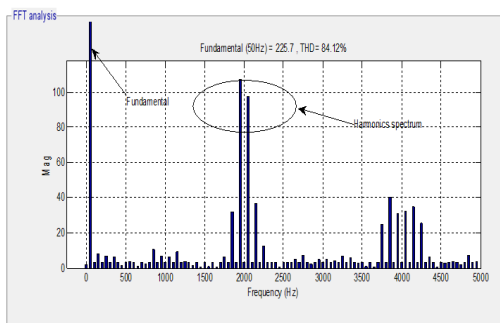


Fig. 7 THD Analysis of Three level MMC

### III. SIMULATION RESULTS

#### 3.1 WITHOUT FILTER

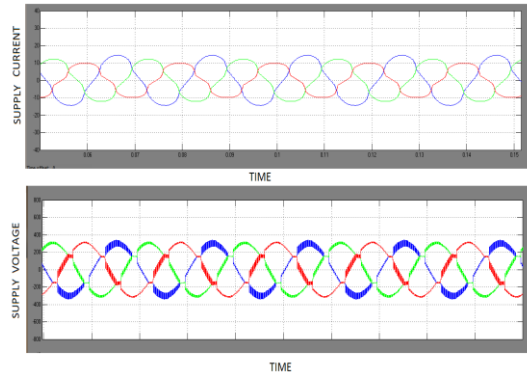


Fig. 8 Output due to Non Linear and Unbalanced Load

#### 3.2 WITH FILTER

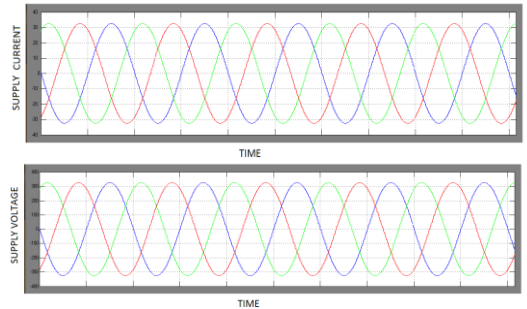


Fig. 9 Output due to Non Linear and Unbalanced Load

#### 3.3 THD ANALYSIS

Table I

Parameters	Harmonics	Before Mitigation	After Mitigation
Load Voltage	5 <sup>th</sup> order	11.29%	0.05%
	7 <sup>th</sup> order	5.55%	0.03%
	THD	14.93%	0.48%
Source Voltage	5 <sup>th</sup> order	4.21%	0.06%
	7 <sup>th</sup> order	3.12%	0.04%
	THD	10.40%	0.41%
Source Current	5 <sup>th</sup> order	6.03%	0.02%
	7 <sup>th</sup> order	3.25%	0.01%
	THD	7.30%	0.09%

### IV. CONCLUSIONS

Hybrid filter combines the advantages of both passive and active filter for non linear and unbalanced load. The result shows satisfactory performance in which the harmonics on the load current those appear on the source side are completely removed and the current becomes balanced sinusoidal as well as the load voltage is free from harmonics resulting in balanced sinusoidal waveform. The reactive power compensation provides improved power factor and reduces the losses in devices. The quality of supply power is

improved so as to meet the requirement of the system.

### REFERENCES

- [1] F.Z.Peng, H.Akagi and A.Nabae, "A new approach to harmonic compensation in power system- A combined system of shunt passive and series active power filters". *IEEE trans.Ind. Application.Vol.26*, pp. 983-990, Nov./Dec.1990.
- [2] Roger C. Dugan, Mark F. McGranaghan, H. Wayne Beaty : *Electrical Power Systems quality*. New York: McGraw Hill, c1996.
- [3] P. Salmeron and S.P.Litran. "Improvement of the electric power Quality using series active and shunt passive filters", *IEEE Trans. Power Delivery*, vol. 25, no., pp.1058-1067 April 2010.
- [4] F.Z. Peng, "Harmonic sources and filtering approaches," *IEEE Ind. Appl. Mag.*, vol. 7, no 4, pp.18-25, Jul. 2001.
- [5] Enio R. Ribeiro and Ivo Barbi, " Harmonic Voltage Reduction Using a series active filter under different load conditions." *IEEE transactions on power electronics*, vol. 21, no 5, sep. 2006.
- [6] Bhim Singh , v.verma and al – haddad , "hybrid filters for power quality improvement". *IEEE proc. On generation, transmission and distribution .vol 152 no.3.may 2005*.
- [7] J.Rivas , L.Moran , J.Dixon , " A Simple Control Scheme For Hybrid Active Power Filter" *IEEE proc. Gen . trans. Distr.vol149 , no.4 .pp 485-490 , 2002*.
- [8] Murat Kale, Engin O Zdemir "harmonic and reactive power compensation with shunt active power filter under non-ideal mains voltage" *Electric Power System Research*,11 August 2003.
- [9] J. Jerzy and F. Ralph, "Voltage waveshape improvement by means of hybrid active power filter," in *Proc. IEEE ICHPS VI*, Bologna, Italy, Sept. 21–23, 1994, pp. 250–255.
- [10] J. Nastran, R. Cajhen, M. Seliger, and P. Jereb, "Active power filter for nonlinear AC loads," *IEEE Trans. Power Electron.*, vol. 9, pp. 92–96, Jan. 1994.