

Thermoelectric Power Studies Cu-Cd Nano Ferrites

Y.C.Gangadharaiah¹ and D. Ravinder²

¹Department of Physics, Vivakananda Degree College, Malleswaram, West Post, Bangalore- 560055, Karnataka, India

²Department of Physics, Osmania University, Hyderabad- 500 007, Telangana, India

ABSTRACT

Thermoelectric Power Studies of Cadmium Substituted Copper nano Ferrites of various compositions were investigated from room temperature to well beyond the curie temperature by differential method. The Seebeck coefficient is negative for all compositions showing that these ferrites behave as n-type semi conductors. Plots of Seebeck coefficient verses temperature shows maximum at Curie temperature. On the basis of these results an explanation for the conduction mechanism in Cu-Cd mixed ferrites is suggested

Keywords: Cu-Cd nano ferrites, Seebeck Coefficient, Hopping Mechanism, Curie temperature

I. INTRODUCTION

Hall effect and Thermoelectric power studies are widely used in the interpretation of the conduction mechanism in semiconductors. The interpretation of Hall effect results in straight forward and it gives precise results. However in the case of low mobility semiconductors such as ferrites, it is sometimes difficult to measure the Hall Effect. In such cases the thermoelectric measurement is the only alternative. More ever, the measurement of thermo- e.m.f is simple and its sign gives vital information about the type of conduction in semi conductors i.e. , whether they are n-type or p-type.

As per the present authors knowledge no information is available on thermoelectric power studies of mixed Cu-Cd nano ferrites in the literature. Moreover, there is need for thorough study of thermo electric power studies of Cadmium substituted Copper ferrites as a function of composition and temperature. The results of such study are presented in this communication.

II. EXPERIMENTAL

Mixed Cu-Cd nano ferrites having the compositional formula $Cu_{1-x} Cd_x Fe_2O_4$ (where $x=0.1, 0., 0.5$ and 0.7) were prepared by citrate gel method.

The Seebeck coefficients were measured by differential method [1] from room temperature to well beyond the Curie temperature. The temperature gradient across the sample was measured using two pairs of copper constant thermo couples. The sample was mounted on top of two well separated copper blocks with silver paint. The temperature difference between two ends of sample was kept at 10 K throughout the measured temperature range. To eliminate the effects of the reference loads, the absolute thermo electric power

of subtracted from the measured thermoelectric voltage. A Keithley 181 nano volt meter was used for the voltage measurements.

Thermoelectric power or Seebeck coefficient S was calculated using the relation $S=\Delta E / \Delta T$ where ΔE is thermo- e.m.f. produced across the sample due to the temperature difference ΔT .

III. RESULTS AND DISCUSSION

The values of Seebeck coefficient (S) at 310 K computed from the measured values of thermo e.m.f which are given in Table 1. It can be seen from the Table that the values of Seebeck coefficient (S) continuously increases from -845 to $-1490 \mu V / K$ with the increase of cadmium content Among all the ferrites the specimen with composition $Cu_{0.2}Cd_{0.8}Fe_2O_4$ has the highest value of Seebeck coefficient. It can also be seen from the table that the sign of Seebeck coefficient [S] is negative for all Cadmium substituted Copper ferrites. On the basis of its negative sign the ferrites under investigation have been classified as n-type semiconductors. The conduction mechanisms in these ferrites are due to hopping of electrons from Fe^{+2} to Fe^{+3} ions [2]

$$Fe^{3+} + e^- \leftrightarrow Fe^{2+}$$

The variation of thermoelectric power (S) with temperature is as shown in Figures 1-4. It can be seen from the figures that the values of thermoelectric power for all Cu-Cd nano ferrites increase with increasing temperature up to a certain temperature, which is designated as T_s [K]. However beyond this temperature the value of (S) starts to decrease with increasing temperature. The negative value of thermoelectric power found over the entire temperature range studied that the majority charge carriers are electrons. A similar thermo electric power with the temperature was observed in [3-6].

Table 1:-Seebeck Coefficient transition temperature and Curie temperature data for $\text{Cu}_{1-x}\text{Cd}_x\text{Fe}_2\text{O}_4$ nano ferrite

S. No.	Ferrite	Seebeck Coefficient ($\mu\text{V/K}$)	Seebeck Coefficient transition Temperature $T_s(\text{K})$
1	$\text{Cu}_{0.9}\text{Cd}_{0.1}\text{Fe}_2\text{O}_4$	-745	720
2	$\text{Cu}_{0.7}\text{Cd}_{0.3}\text{Fe}_2\text{O}_4$	-824	694
3	$\text{Cu}_{0.5}\text{Cd}_{0.5}\text{Fe}_2\text{O}_4$	-882	654
4	$\text{Cu}_{0.3}\text{Cd}_{0.7}\text{Fe}_2\text{O}_4$	-896	552

ACKNOWLEDGMENTS

One of the YCG is grateful to Prof. G.K. Narayan Reddy, President of JES And former Vice-Chancellor of Karnataka University and Dr. Manchegowda, Honorary Secretary, JES.

REFERENCES

- [1]. Z. Simsa, IEEE Trans Mgn 5 (1969) 592. August2004,Pages103-110
- [2]. R.G. West, A.C. Blankership, J. A.M. Chem. Joc. 50 (1967) 343.
- [3]. T. Gron, S. Mazur, H. Duba, J. Krok-Kowalski and E. Maciazek 467 (2009) 112
- [4]. P.P Hankare, V.T Vandir, U. B. Svankpal, L. V. Gavali, R. Sasikala, I. S. Mulla Sol. Stat . Sci 11(2009)2075
- [5]. T.E Whal, N. Salerno, Y. G Projkova, K. A. Mizza, S. Mazen. Philos Mag BV(1986)2107
- [6]. Md. Abdul Malik, V.D Reddy, P.Venugopal Reddy, D.R. SAgar, Pran Kishan, Charge Transport in Mg-Ge mixed ferrites) Moder. Physics. Letts.13 (1994)947

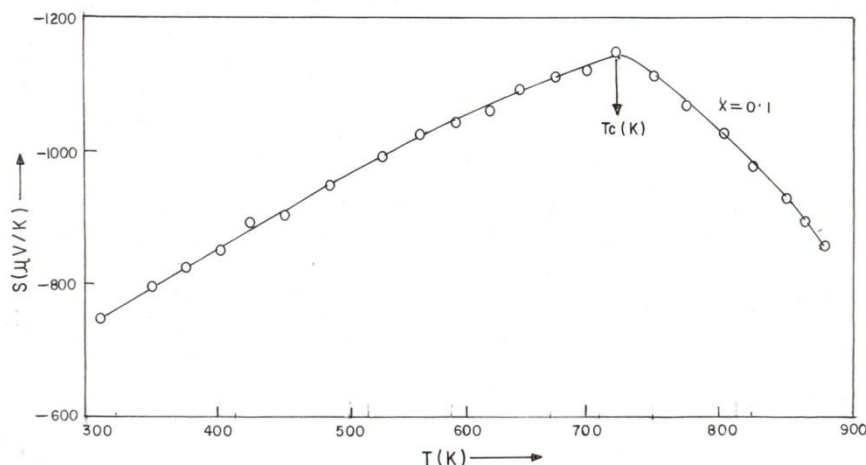


Figure 1 –Seebeck Coefficient Vs Temperature

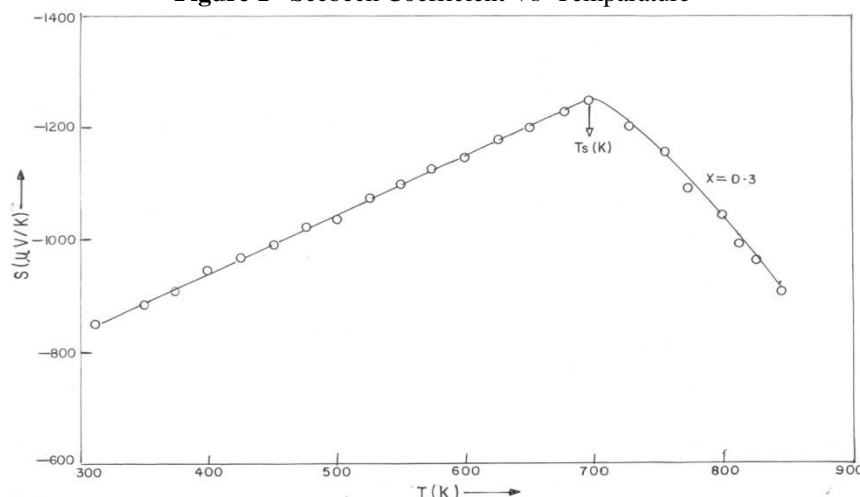


Figure 2 –Seebeck Coefficient Vs Temperature

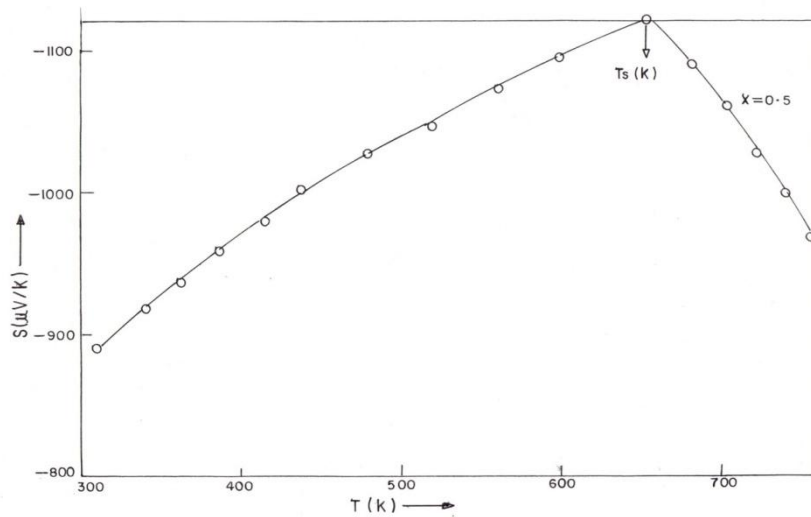


Figure 3 –Seebeck Coefficient Vs Temperature

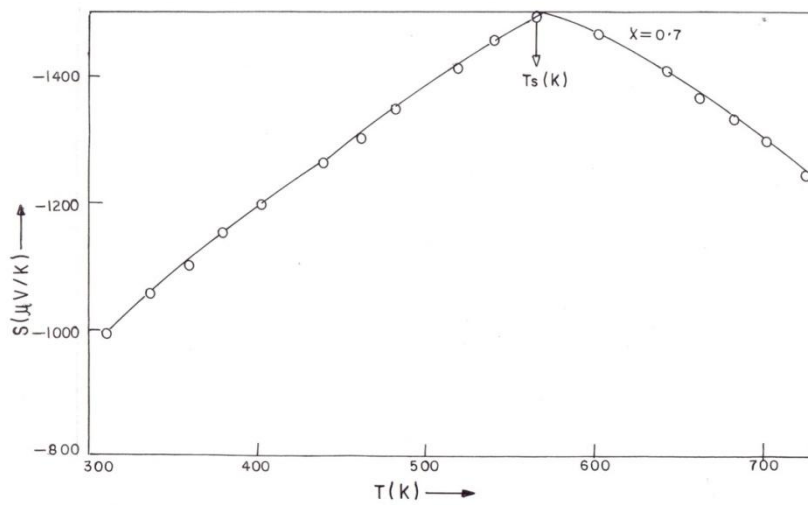


Figure 4 –Seebeck Coefficient Vs Temperature

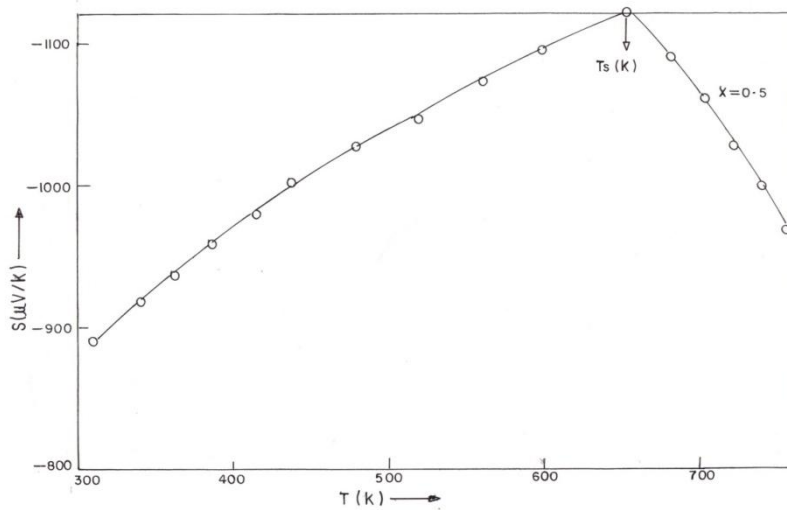


Figure 5 –Seebeck Coefficient Vs Temperature